



DARLINGTON
Borough Council

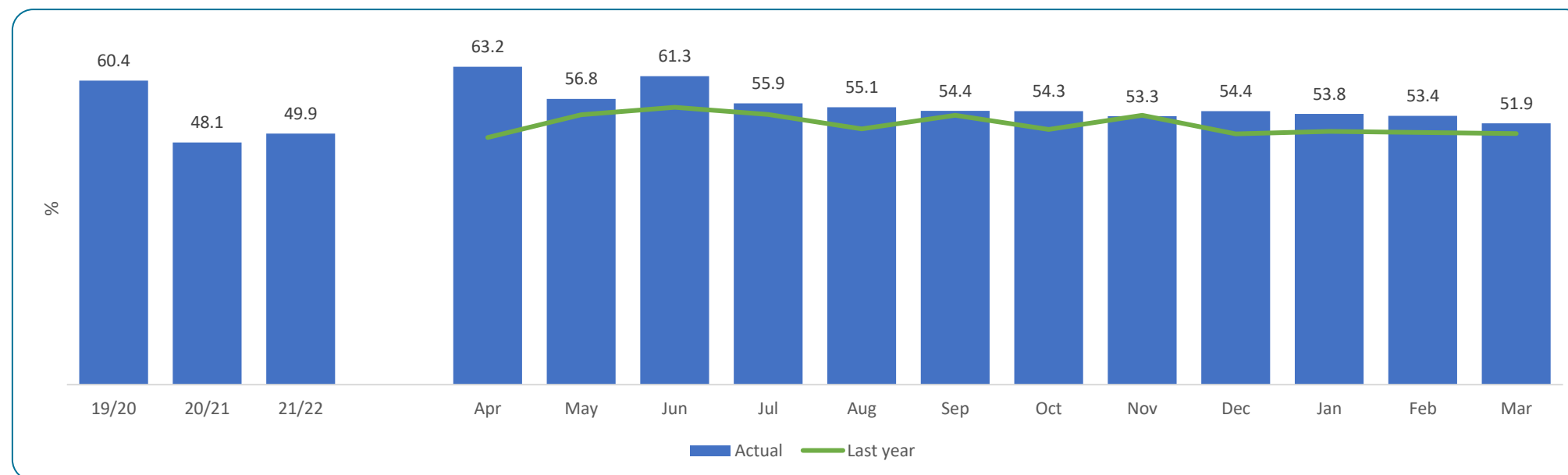
Adult's Social Care Performance & Practice Report

End of Year (April - March 2023)

Scrutiny

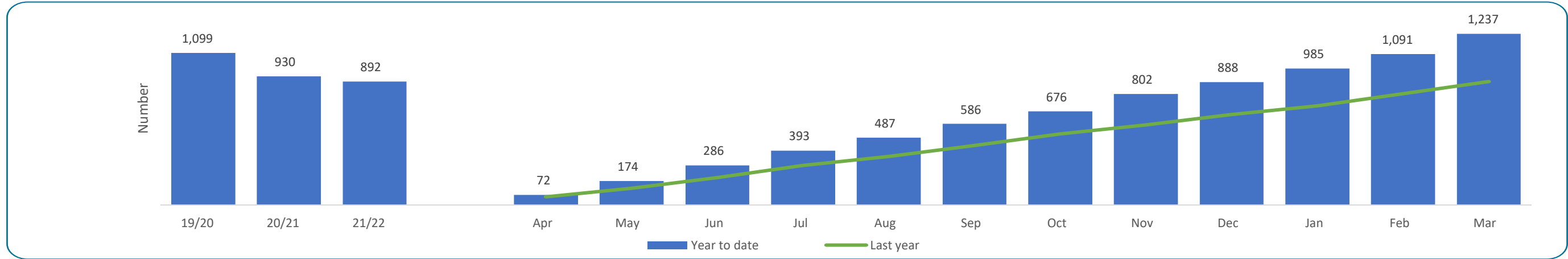
| Managing Demand | |
|-----------------------------|--|
| Definition | ASC 019 – Percentage of people who have no ongoing care needs following completion of provision of a reablement package (Bigger is better). Numerator: Of those in the denominator, those who have had a completed reablement review with outcomes of 'No Services Provided or Identified, Long Term Support Ended, Universal Services/Signposted'. Denominator: The total number of clients completing a reablement package during the period |
| PERFORMANCE ANALYSIS | <p>The reablement service continues to support individuals with short term help that focuses on supporting recovery and recuperation, with the percentage of individuals having no ongoing care needs following completion of a reablement package increasing from the same period last year.</p> <p>The number of clients being referred to RIACT as part of a hospital discharge has continued to increase year on year. The total number of hospital discharges between April - March 22 was 1,013, whilst for the same period during 2021-22 the total was 766. Although not all these referrals then progress to receive a service, it does demonstrate the increase the service area is currently experiencing. At the end of year figure, it was reported that 24.4% had decreased needs, 17.6% needs had increased and 6.1% stayed the same. The remaining 51.9% are those who no longer had ongoing care needs.</p> |

ASC 019: % of people who have no ongoing care needs following completion of provision of a reablement package at the end of the month.

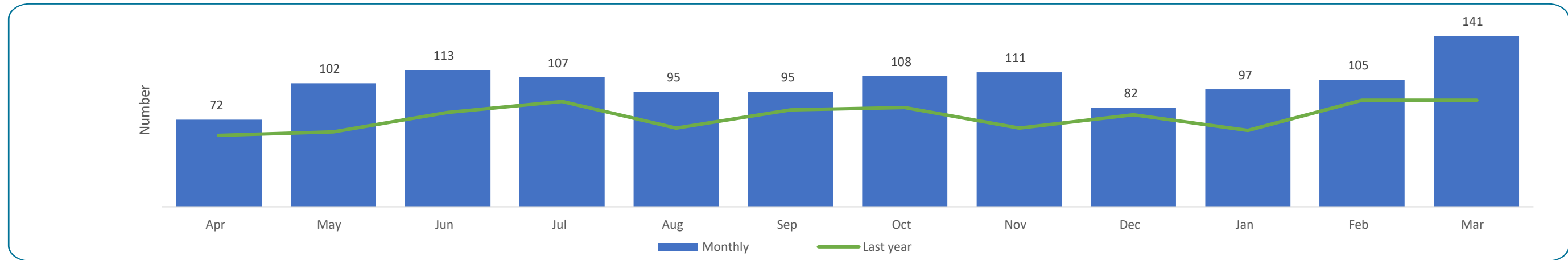


| Safeguarding | |
|----------------------|--|
| Definition | 209 - Number of Safeguarding concerns (initial enquiries) started - year to date |
| PERFORMANCE ANALYSIS | <p>There have been 1,237 initial safeguarding enquiries started since April, which is significantly higher than the same period during the past 2 years. A review of safeguarding practice has been carried out which has resulted in higher than usual numbers of concerns started, due in part to the backlog of historical cases being reviewed.</p> |
| | <p>During 2021-22 there was an average of 74 initial enquiries started each month. In contrast, the average number of initial enquiries started since April 2022 was 102. The LA has some specific pressures with some providers, particularly private hospitals who have their own policies and procedures which they apply when making safeguarding referrals, which don't meet the LA threshold. We have implemented proactive engagement with some providers where meetings are taking place regularly to discuss the threshold. The Safeguarding Project has highlighted the immediate need for additional resources to offer more training in relation to triaging referrals. Three temporary experienced workers have been obtained to offer this support, along with additional external bespoke training.</p> |
| | <p>The amalgamation of both Adult's and Children's safeguarding under the Darlington Safeguarding Partnership umbrella was designed to strengthen partnership working across both areas, ensuring everyone in Darlington can live their lives safely. Work is ongoing to make the website more user-friendly and to include further resources and information over the coming weeks. Alongside this, the internal review of safeguarding practices will further strengthen the processes carried out when safeguarding concerns are initially reported, to ensure these are managed appropriately.</p> |
| | <p>The Safeguarding Team are also reviewing how referrals are taken and feel moving to a telephone referral system would be a more efficient way of taking and screening referrals, and this would also mirror the system operated by Children Services.</p> |

ASC 208: Number of Safeguarding concerns (initial enquiries) started - year to date

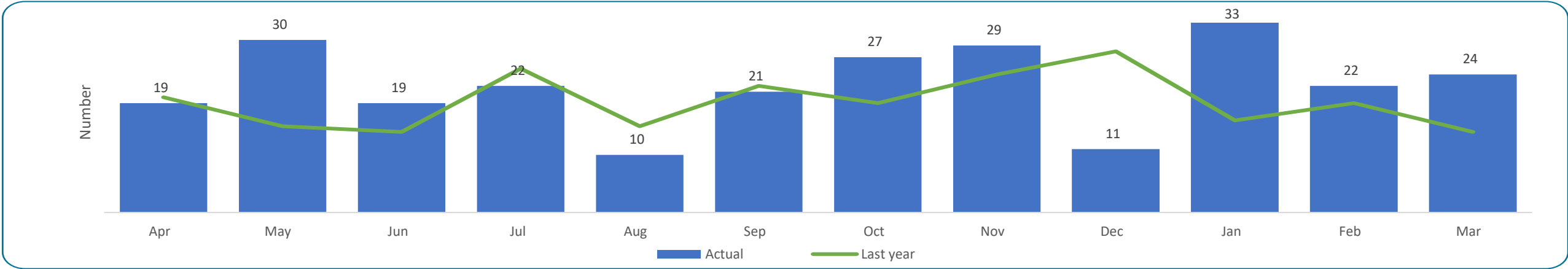


ASC 209: Number of Safeguarding concerns (initial enquiries) started - per month

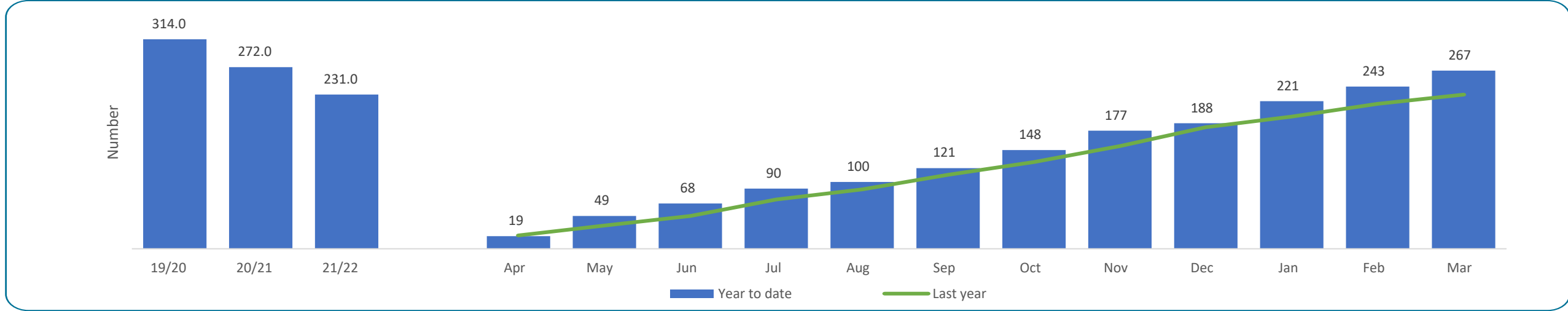


| Safeguarding | |
|----------------------|--|
| Definition | ASC 211 - Number of strategy meetings undertaken / initial enquiries progressed to strategy per month |
| PERFORMANCE ANALYSIS | <p>Of the 1,237 initial safeguarding enquiries started during 2022/23, 267 have progressed to strategy which represents a 21.5% conversion rate. Reviews of approximately 80 cases have taken place during the safeguarding project, which identified a number of cases which hadn't progressed to strategy despite the criteria suggesting that they should have. As a result of this, all staff have been required to attend a 4-day intense training course to develop their skills. Whilst this training has been taking place, additional resource and management oversight has been provided to support the Safeguarding Team.</p> |
| | <p>Work is also ongoing to improve the quality of professional safeguarding practice to embed 'Making Safeguarding Personal' further, and to make sure that the voice of the person is listened to and at the heart of decision-making, and that safeguarding processes ensure that people feel safe.</p> |

ASC 211: Monthly number of strategy meetings



Year to date number of strategy meetings undertaken

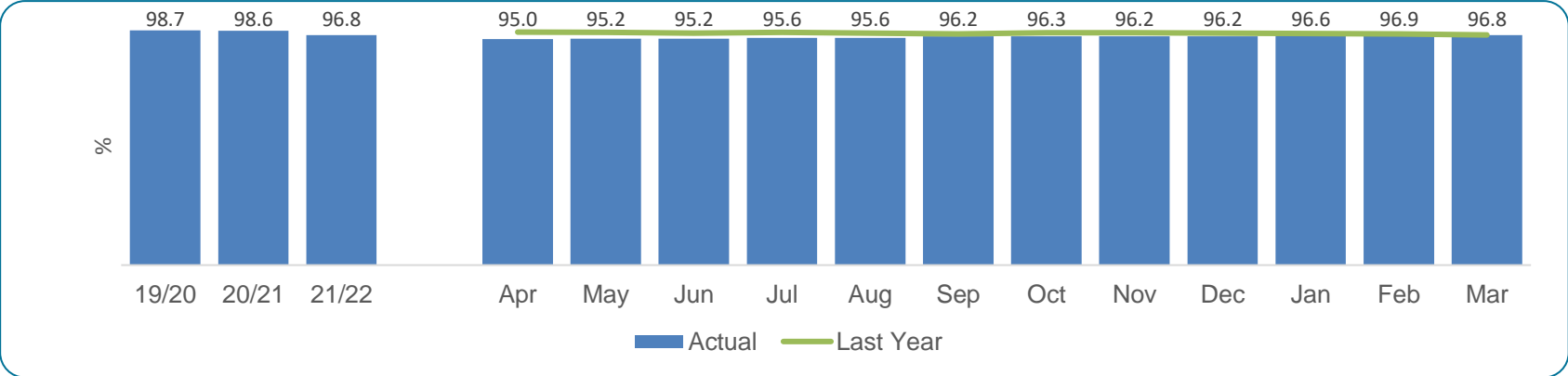


Quality of Life - Self Directed Support

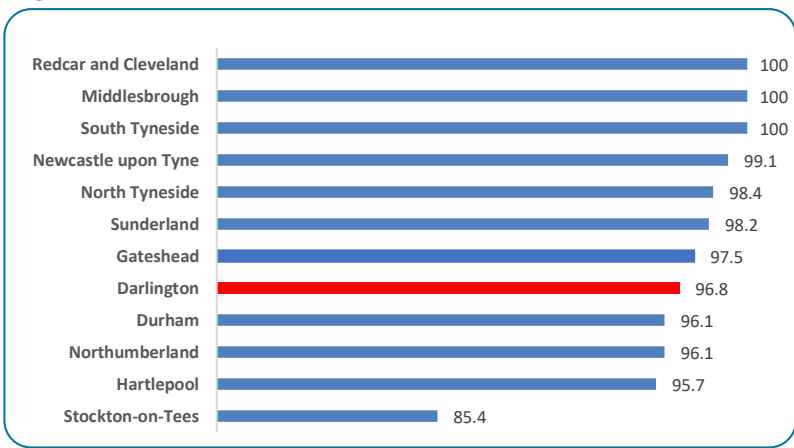
Definition Proportion of people using social care who receive self-directed support (Bigger is better). Numerator: The number of users receiving either a) Direct Payment, b) Part Direct Payment or c) CASSR managed Personal Budget at the year-end 31st March. Denominator: Clients (aged 18 or over) accessing long term community support at the year end 31st March: Source SALT

PERFORMANCE ANALYSIS The proportion of people using social care who receive self-directed support remains at 96.8%, this equates to 701 individuals currently receiving self-directed support. During 2021-22 the average standard hourly cost of external home care was £15.89, an increase of £1.41 from 2018-19. In comparison the average hourly cost for in-house home care was £19.50, a decrease from 2018-19 when the cost was £20.32.

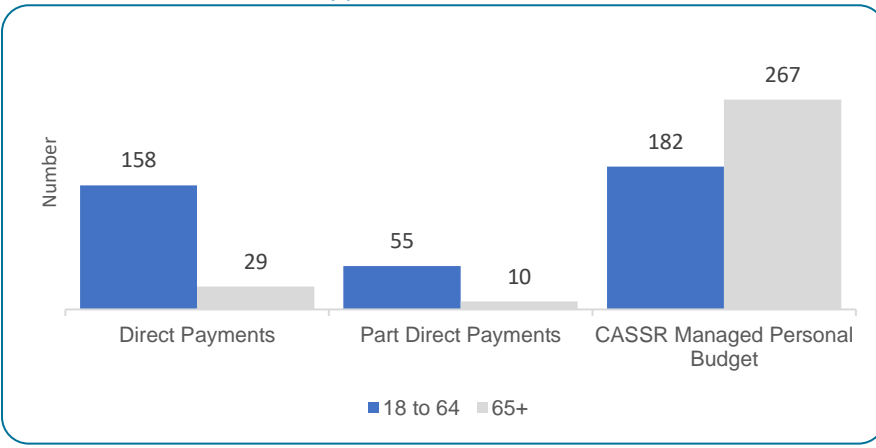
ASC 049: Proportion of people using social care who receive self-directed support



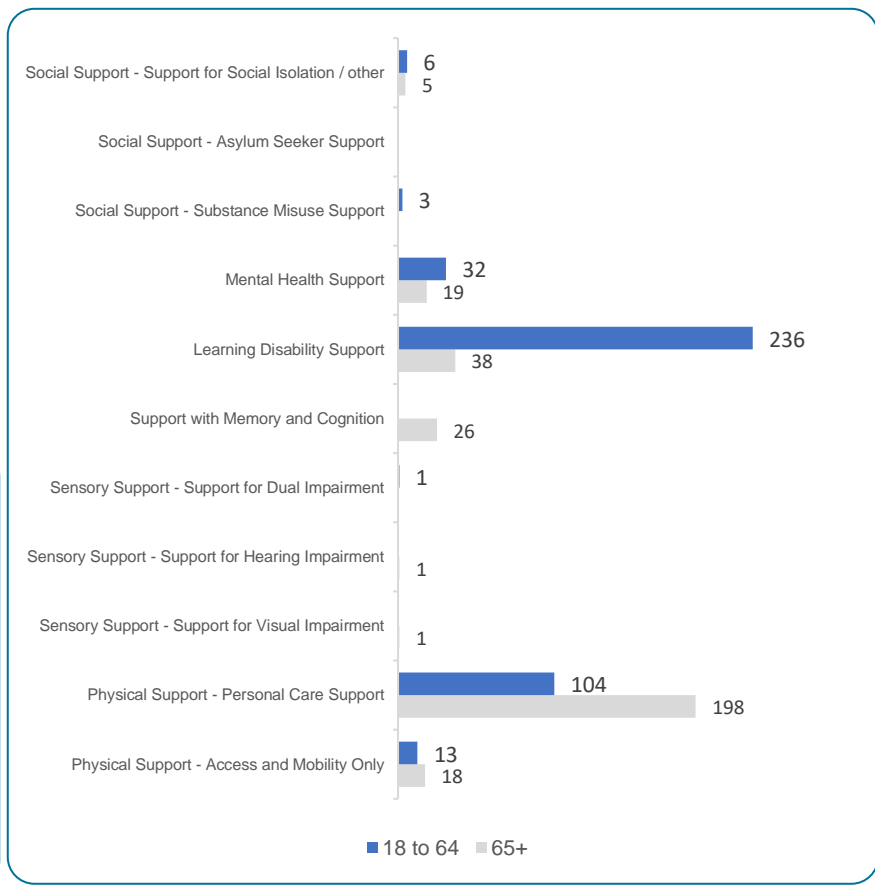
Regional Breakdown 2021-22



Breakdown of self-direct support



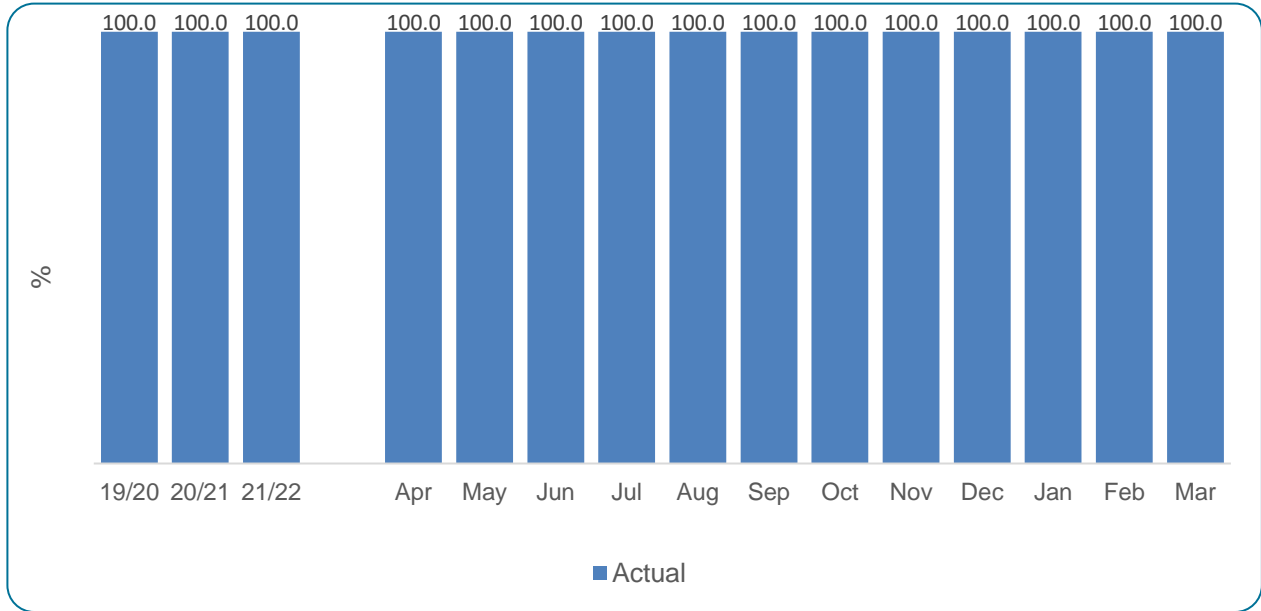
Primary Support Reason



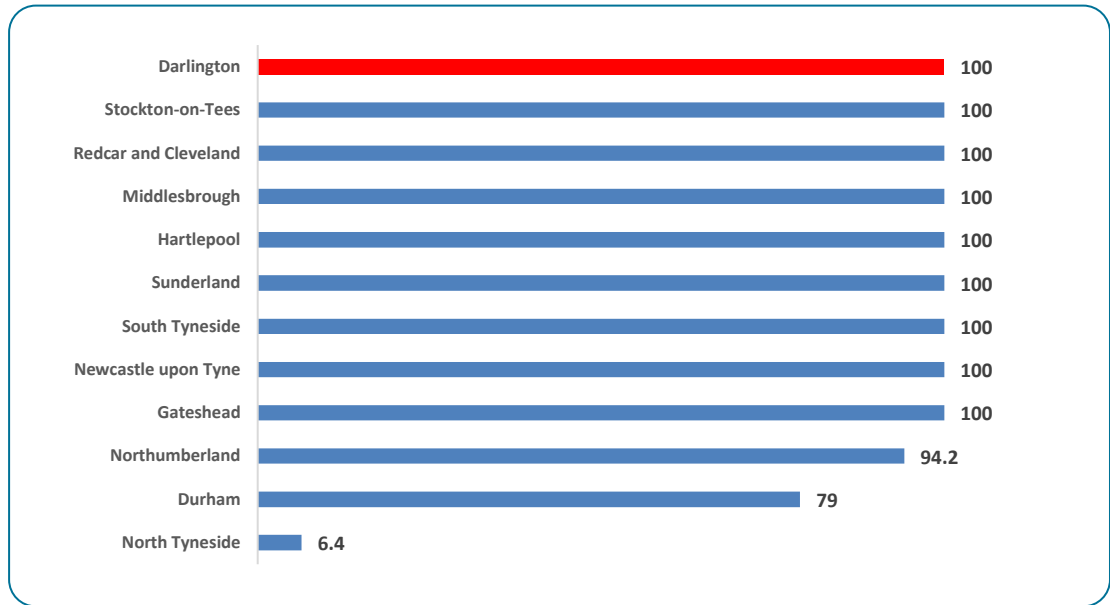
Quality of Life - Self Directed Support

Definition Proportion of carers using social care who receive self-directed support (Bigger is better). Numerator: The number of users receiving either a) Direct Payment, b) Part Direct Payment or c) CASSR managed Personal Budget at the year-end 31st March. Denominator: Carers (caring for someone aged 18 or over) receiving carer-specific services in the year to 31st March:
Source: SALT

ASC 050: Proportion of carers using social care who receive self-directed support

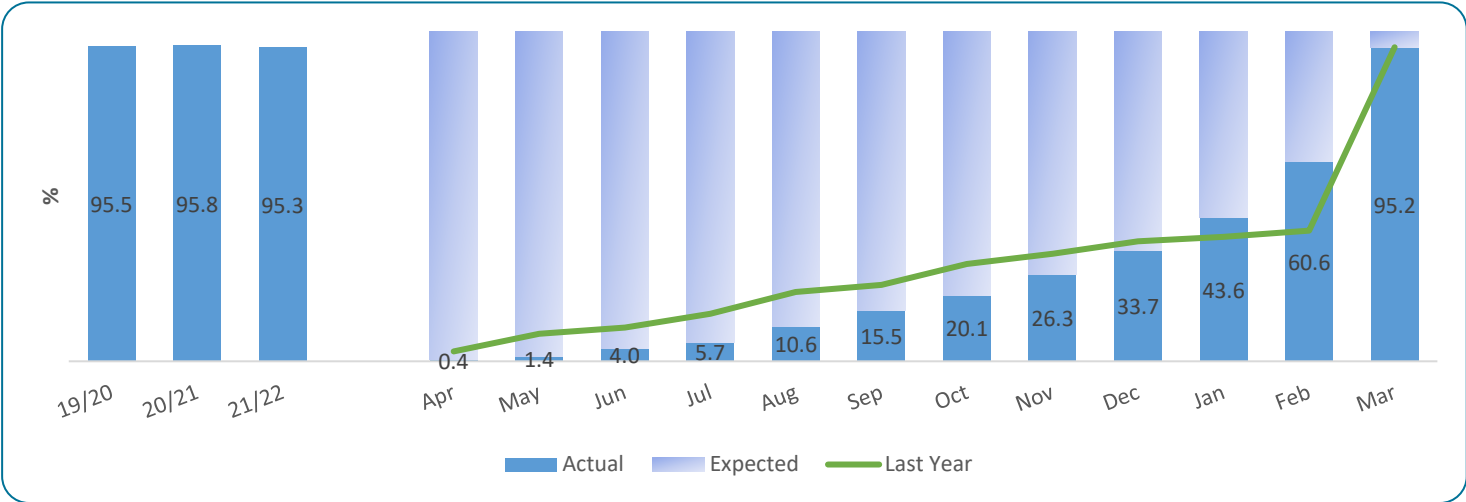


Regional Breakdown 2021-22

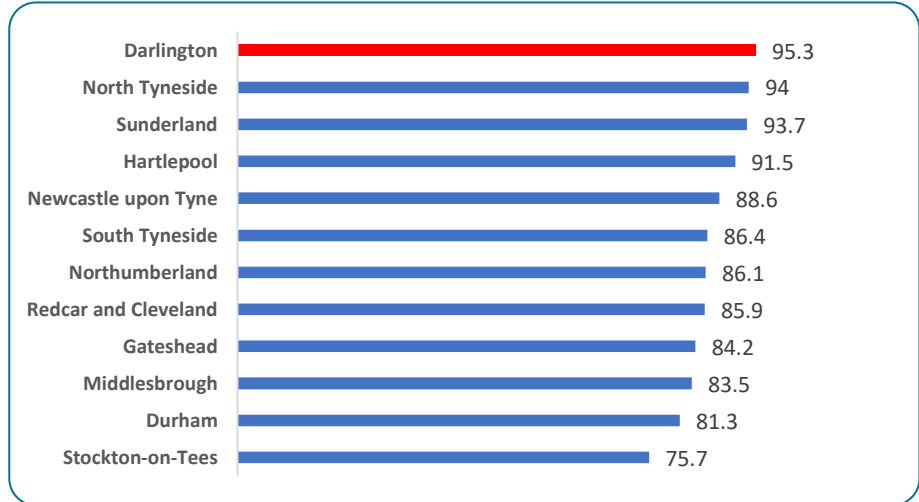


| Quality of Life - Accommodation | |
|---------------------------------|--|
| Definition | Proportion of adults with a learning disability who live in their own home or with their family (Bigger is better). Numerator: All people within the denominator who are "living on their own or with their family". Denominator: Number of working-age learning-disabled clients known to CASSRs during the period. This includes clients who received long term support during the year and with a primary support reason of learning disability support. All support settings should be included (i.e. residential, nursing and community settings) Source: SALT |
| PERFORMANCE ANALYSIS | <p>Since April 2022, 274 adults aged between 18-64 have had their accommodation status updated following on from their reviews (95.2).</p> <p>The increase in the number of reviews being carried out is due to the reviewing officer being freed up to focus attention to the reviews within the team. The reviewing officer is currently looking at 5 reviews per week with an additional 2-3 reviews being looked at by a new social worker. All reviews are also being uploaded onto Liquid Logic at the time of completion rather than in groups. With the new procedures now in place, this indicator should start to see a more gradual increase in the number of reviews carried out each month rather than the spike usually seen during March.</p> |

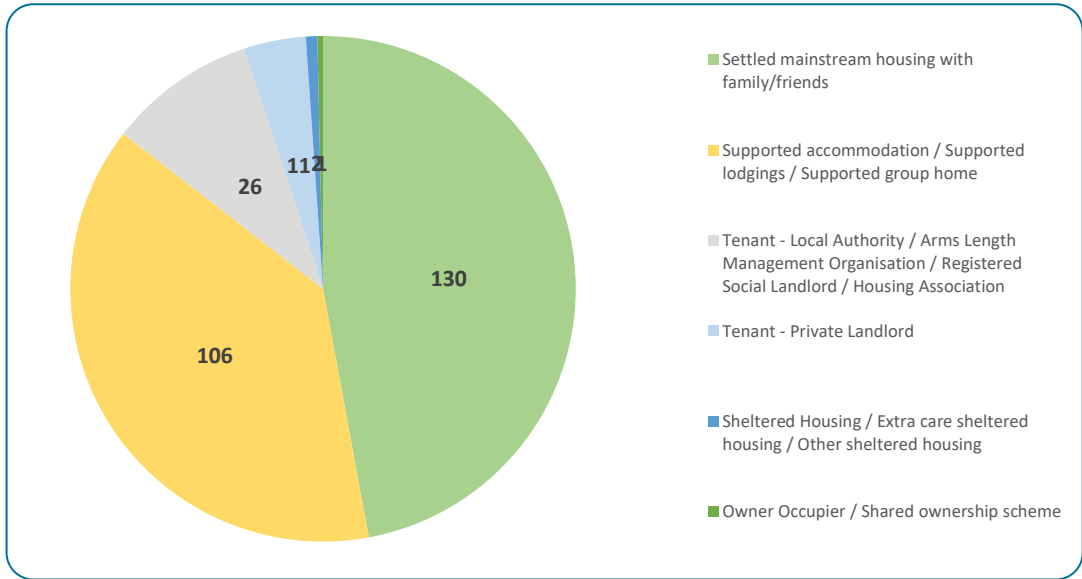
ASC 045: Proportion of adults with a learning disability who live in their own home or with their family



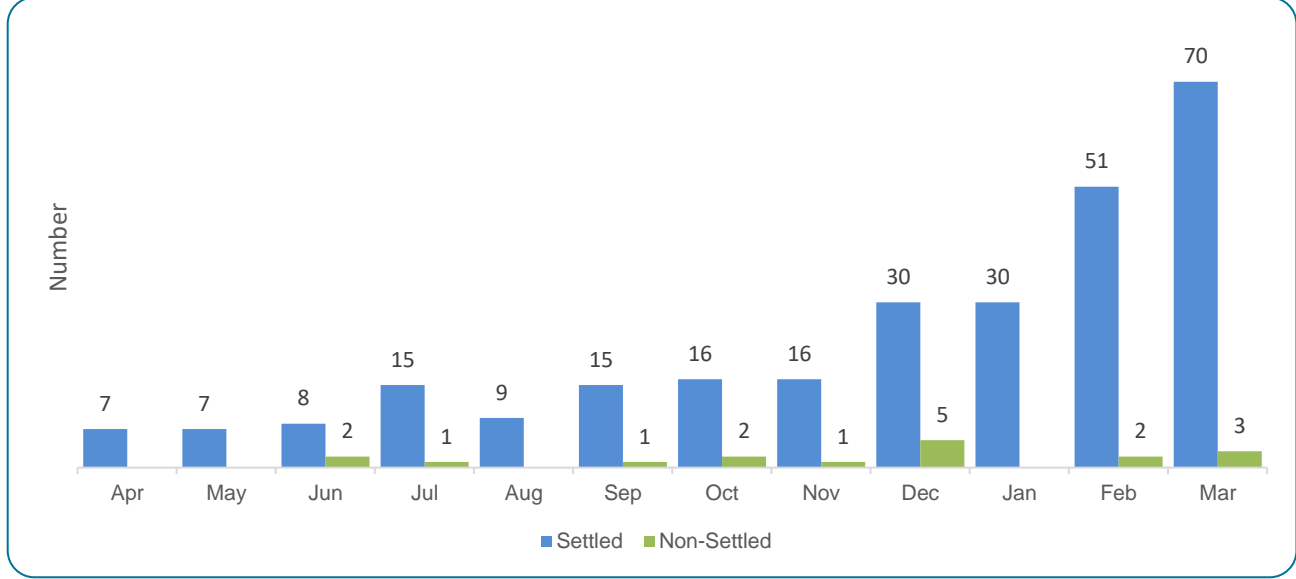
Regional Breakdown 2021-22



Type of Settled Accomodation - Number

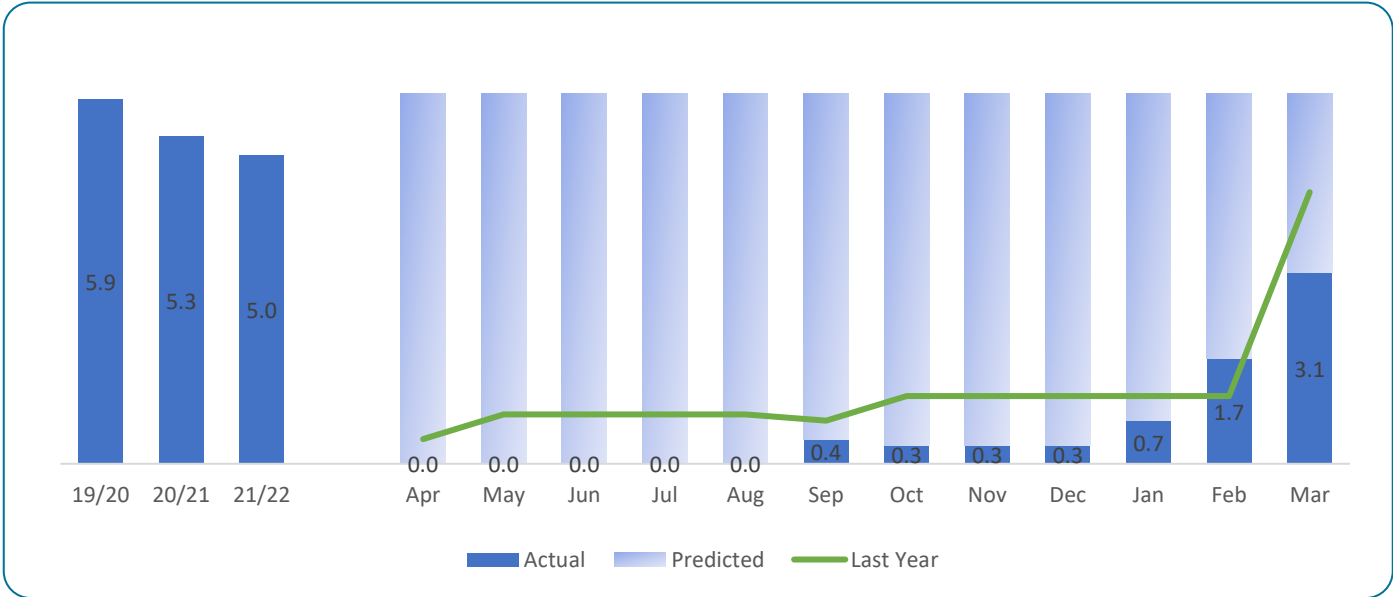


Reviews Completed - Type of Accomodation

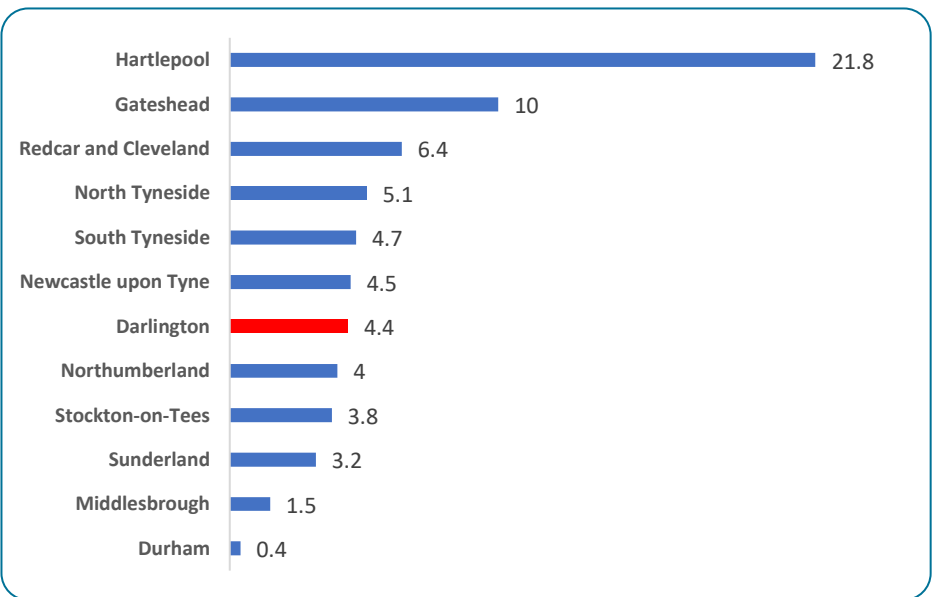


| Quality of Life - Employment | |
|------------------------------|--|
| Definition | Proportion of adults with learning disabilities in paid employment. (Bigger is better) Numerator: All people within the denominator, who are in employment. Denominator: Number of working-age learning-disabled clients known to CASSRs during the period. This includes clients who received long term support during the year and with a primary support reason of learning disability support. All support settings should be included (i.e. residential, nursing and community settings). Source: SALT |
| PERFORMANCE ANALYSIS | The Learning Disability Team are now working with Project Choice to utilise their supported internship programme for the upcoming academic year (Sep 2023 - Aug 2024). The programme supports individuals with a learning disability and or autism, who are aged 16 to 24 with a supported internship. This consists of three, twelve-week work placements, alongside college learning. We are supporting individuals to consider this option with the aim of using 2-4 places on the next available intake. This will help progress individuals for employment readiness and potentially into paid employment in the near future. |

ASC 046: Proportion of adults with a learning disability in paid employment

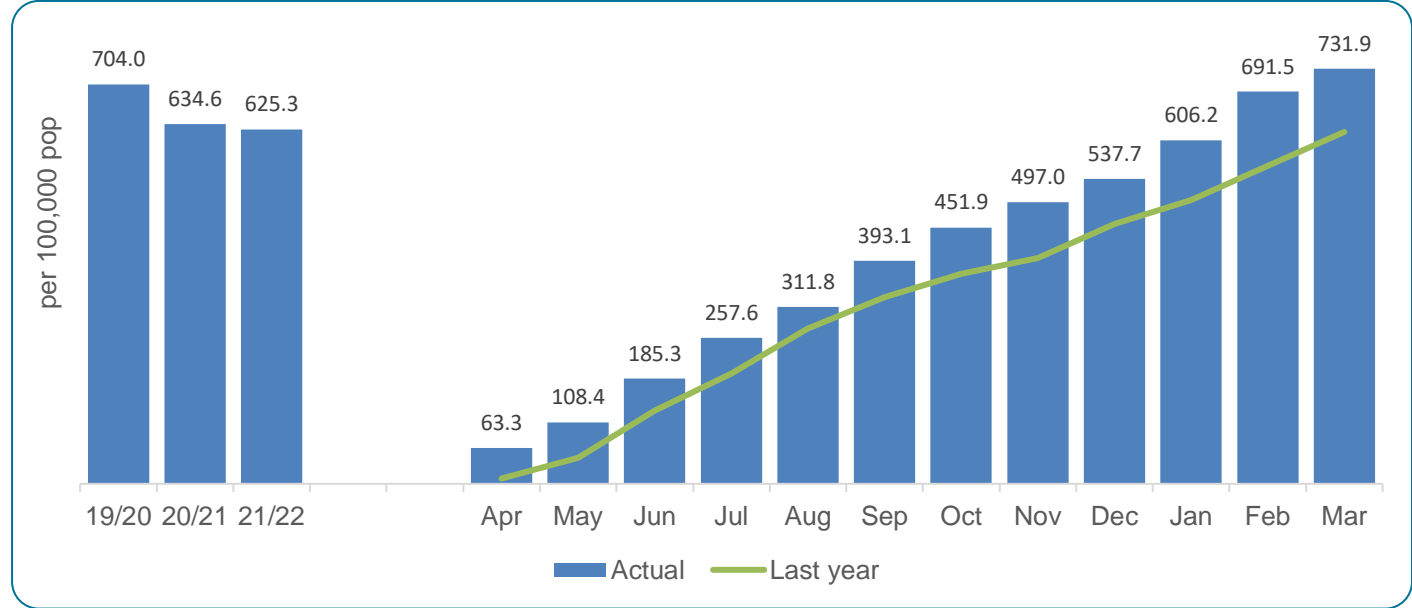


Regional Breakdown 2021-22

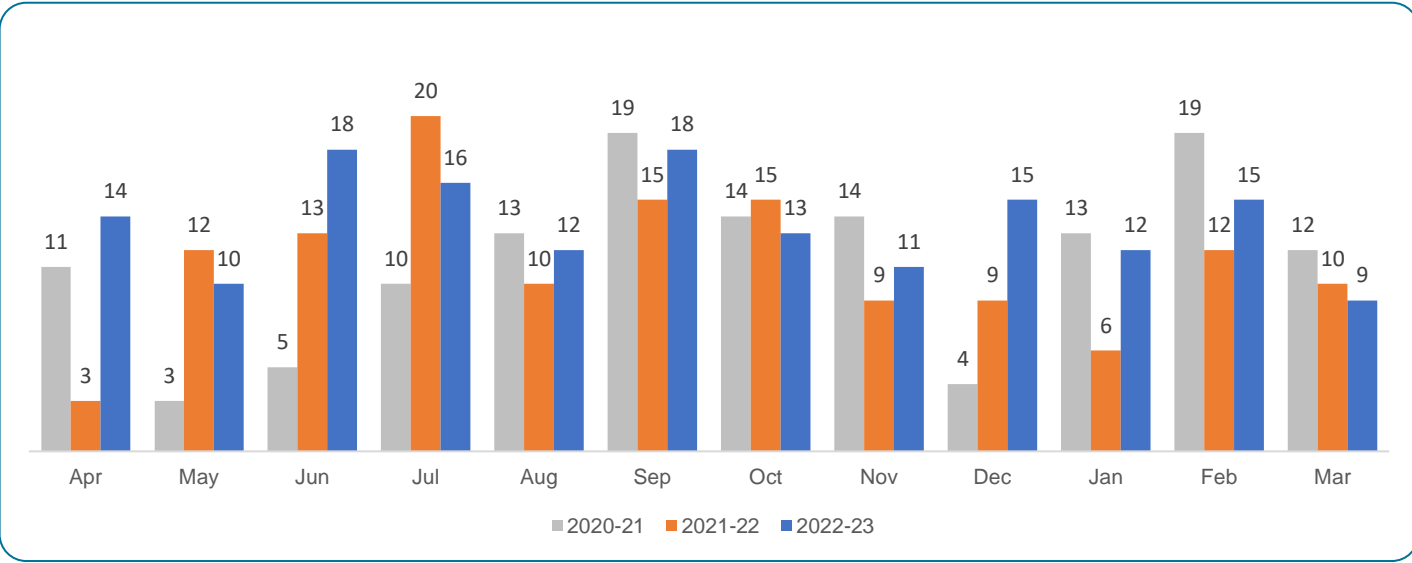


| Reduce the Need - Residential and Nursing Care | | | | | | | | | | | | | | | | |
|--|---|---------|--|-------------|---------|---------|------|------|---------|------|------|---------|------|------|---------|------|
| Definition | The number of adults aged 65 and over whose long-term support needs are met by admission to residential and nursing care homes (per 100,000 population). (Smaller is better) Numerator: The sum of the number of council-supported permanent admissions of adults (aged 65 and over) to residential and nursing care during the year (excluding transfers between residential and nursing care). Denominator: Size of 65+ population in area (ONS mid-year population estimates). Source: SALT | | | | | | | | | | | | | | | |
| PERFORMANCE ANALYSIS | 163 individuals have moved into permanent care, which is higher than the number of individuals moved to permanent care in the previous 2 years. The average age of individuals currently in permanent care is 82.2 years and the average length of stay in permanent care for this age group is 28 months which is similar to pre-Covid levels. Source: North East Landscape database. | | | | | | | | | | | | | | | |
| | During 2022-23, 91% of individuals who moved to permanent care came straight from a short break stay, which is an increase from the same period last year where the figure was 83%. Of those individuals who did move to permanent care from an SBS, the average length of stay in an SBS setting was 133 days (19 weeks), which compares to 143 days (20 weeks) during the same period last year. | | | | | | | | | | | | | | | |
| | The table below shows the unit cost of residential / nursing care for the past 4 years and shows that unit costs have remained fairly consistent. Source: ASC-FR Collection. | | | | | | | | | | | | | | | |
| | <table><tr><th></th><th>Residential</th><th>Nursing</th></tr><tr><td>2021-22</td><td>£594</td><td>£477</td></tr><tr><td>2020-21</td><td>£662</td><td>£532</td></tr><tr><td>2019-20</td><td>£548</td><td>£482</td></tr><tr><td>2018-19</td><td>£520</td><td>£473</td></tr></table> | | | Residential | Nursing | 2021-22 | £594 | £477 | 2020-21 | £662 | £532 | 2019-20 | £548 | £482 | 2018-19 | £520 |
| | Residential | Nursing | | | | | | | | | | | | | | |
| 2021-22 | £594 | £477 | | | | | | | | | | | | | | |
| 2020-21 | £662 | £532 | | | | | | | | | | | | | | |
| 2019-20 | £548 | £482 | | | | | | | | | | | | | | |
| 2018-19 | £520 | £473 | | | | | | | | | | | | | | |


ASC 002: The number of adults aged 65 and over whose long-term support needs are met by admission to residential and nursing care homes



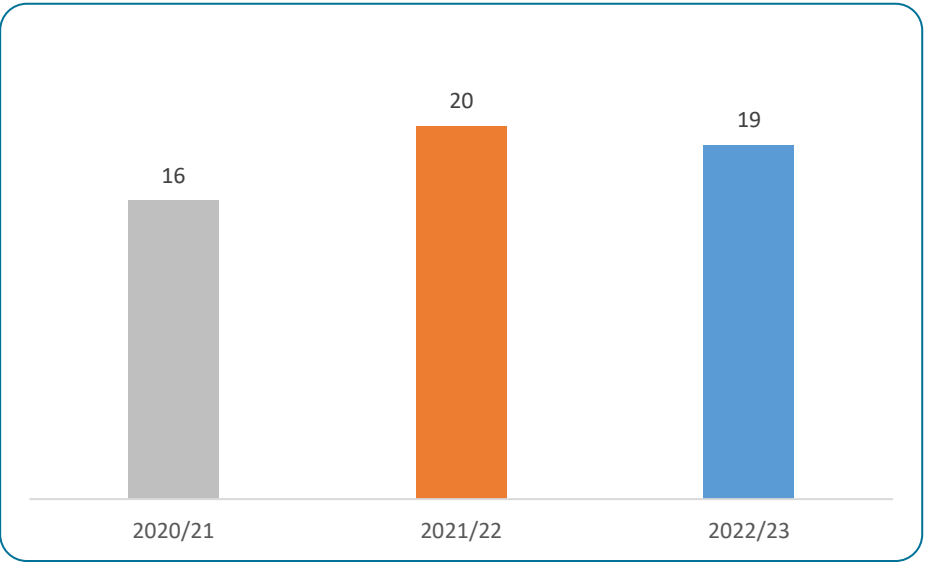
ASC 002a: Number of monthly permanent admissions



Regional Breakdown 2021-22



Average number of weeks in SBS prior to permanent care - YTD



Reduce the Need - Residential and Nursing Care

| | | | | | | | | | | | | | | | | |
|----------------------|---|---------|-------------|---------|---------|------|------|---------|--------|------|---------|--------|------|---------|------|------|
| Definition | Adults aged 18-64 admitted on a permanent basis in the year to residential or nursing care homes (Smaller is better). Numerator: The sum of the number of council-supported permanent admissions of adults (18-64) to residential and nursing care during the year (excluding transfers between residential and nursing care). Denominator: Size of population (aged 18-64) in area (ONS mid-year population estimates). Source: SALT | | | | | | | | | | | | | | | |
| PERFORMANCE ANALYSIS | <p>Since April, 11 individuals aged 18-64 have moved to permanent residential care, which is a significant increase when compared with the previous 3 years. All individual cases have been scrutinised to confirm placements are appropriate. Currently the average age of individuals in permanent care aged between 18-64 is 45. The average length of stay in permanent care for this age group is 79 months, which is less than the 83-month average pre-Covid levels. Source: North East Landscape database.</p> <p>The table below shows the unit cost of residential / nursing care for the past 4 years and indicates that the unit cost for residential during 2021-22 was the lowest it had been for the past 4 years.</p> <table><tr><td></td><td>Residential</td><td>Nursing</td></tr><tr><td>2021-22</td><td>£929</td><td>£663</td></tr><tr><td>2020-21</td><td>£1,181</td><td>£586</td></tr><tr><td>2019-20</td><td>£1,026</td><td>£721</td></tr><tr><td>2018-19</td><td>£986</td><td>£520</td></tr></table> | | Residential | Nursing | 2021-22 | £929 | £663 | 2020-21 | £1,181 | £586 | 2019-20 | £1,026 | £721 | 2018-19 | £986 | £520 |
| | Residential | Nursing | | | | | | | | | | | | | | |
| 2021-22 | £929 | £663 | | | | | | | | | | | | | | |
| 2020-21 | £1,181 | £586 | | | | | | | | | | | | | | |
| 2019-20 | £1,026 | £721 | | | | | | | | | | | | | | |
| 2018-19 | £986 | £520 | | | | | | | | | | | | | | |

ASC 003:Adults aged 18-64 admitted on a permanent basis in the year to residential or nursing care

Regional Breakdown 2021-22

